

Name _____

Date _____

INVESTIGATION 2 I-CHECK

SOLIDS AND LIQUIDS


.....

1. Draw a line from the property word to the picture of the liquid.


Bubbly

Viscous

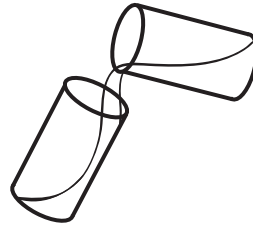
Transparent



Water

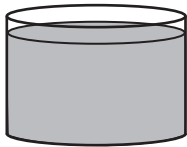


Soft drink




Honey

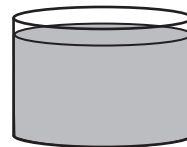
2. There is a cup of liquid next to two empty containers. If you pour the liquid into the empty containers, what will they look like? Draw a line to show the liquid level.



Cup of liquid



New container 1



Cup of liquid



New container 2

INVESTIGATION 2 I-CHECK

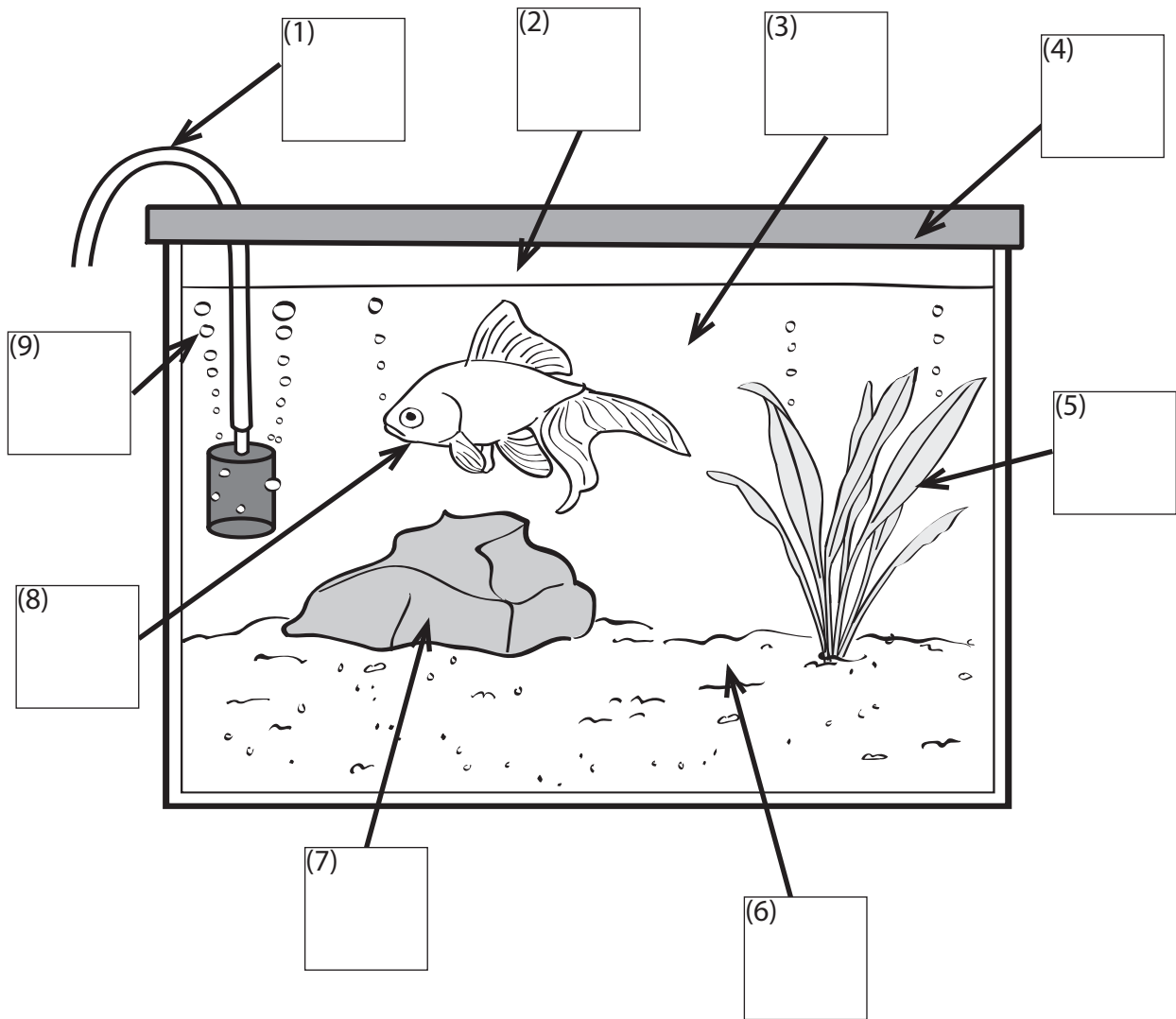
SOLIDS AND LIQUIDS

3. This is a drawing of a goldfish aquarium.

Label the **solids** with an **S**.

Label the **liquids** with an **L**.

Label the **gases** with a **G**.



INVESTIGATION 2 I-CHECK

SOLIDS AND LIQUIDS

.....

4. The picture on the left shows a container with water in it.
Draw the water in the bottles on the right to show what it looks like when the container moves.

